



## RESEARCH PAPER

## OPEN ACCESS

## Effects of intercropping systems and *Rhizobium* inoculation on yields of maize (*Zea mays*) and two legumes (*Phaseolus vulgaris* and *Dolichos lablab*)

Prosper I. Massawe<sup>\*1</sup>, Kelvin M. Mtei<sup>2</sup>, Linus K. Munishi<sup>1</sup>, Patrick A. Ndakidemi<sup>1</sup>

<sup>1</sup>Department of Sustainable Agriculture and Biodiversity Management,  
The Nelson Mandela African Institution of Science and Technology, Arusha, Tanzania

<sup>2</sup>Department of Water and Environmental Sciences, The Nelson Mandela African,  
Institution of Science and Technology, Arusha, Tanzania

**Key words:** *Rhizobium*, Legumes, Intercropping systems, Yield components, Grain yields

<http://dx.doi.org/10.12692/ijb/10.2.188-200>

Article published on February 28, 2017

### Abstract

This study aimed to assess the effect of intercropping systems, *Rhizobium* inoculation and legumes on yield components and grain yields of maize and two legumes. To achieve this objective, field experiments were executed at Selian Agricultural Research Institute (SARI) for two cropping seasons. A randomised complete block design was used in a 3-factorial arrangement with two levels of *Rhizobium* (with and without rhizobia), 2 legumes (*P. vulgaris* and *D. lablab*) and 5 intercropping systems. The results showed that *Rhizobium* inoculation, cropping systems and legumes significantly ( $P \leq 0.001$ ) increased maize and legumes yield components and grain yields in two seasons. The interaction between *Rhizobium* inoculation, legumes and cropping systems had significant effect ( $P \leq 0.001$ ) on some of yield components and grains yield of maize and legumes in both seasons. These results suggest a significant yield increment by more than 35% when the two legumes were inoculated and intercropped with maize. Therefore based on these experimental findings, farmers should be advised to use *Rhizobium* as biofertilizers in maize-legumes intercrop as these improve soil fertility and crops yield.

\* Corresponding Author: Prosper I. Massawe ✉ [prostuma@yahoo.com](mailto:prostuma@yahoo.com)

## Introduction

Maize (*Zea mays*) is the most important cereal crop after wheat and rice crops and is cultivated in 160 countries on almost 150 million hectares and contributes to 36% (78.2 million tonnes) in the total grain production of the world (McCann, 2007; Dahmardeh *et al.*, 2009; Parihar *et al.*, 2011). In sub-Saharan Africa, it is a major staple food for an estimated 50% of the population and provides more than 50% of the basic calories (Jama *et al.*, 2000; Baltazari, 2014). However, food production, particularly maize, is not adequate to sustain farm families from one harvest season to the next (Kisetu and Mtakimwa, 2013). For example the potential maize production in Tanzania is four tonnes per hectare, but this quantity has not been attained mainly due to different agronomic practices and low soil fertility (Kisetu and Mtakimwa, 2013). The common practices used by farmers for managing soil fertility include the use of farm yard manure, plant residues and intercropping with grain legumes (Rufino *et al.*, 2007; Vanlauwe *et al.*, 2010).

Intercropping food crops is a common practice in Africa (Baltazari, 2014). The farmers' reasons for intercropping in Africa are often due to a desire for yield stability and ensuring household food security (Dahmardeh, 2009; Baltazari, 2014). Intercropping legumes and maize provides continuous ground cover which reduced runoff, soil loss, while increasing levels of soil organic matter and available N and P which contributes to yield gains in succeeding crops (Carlson, 2008), and affect the microbiological characteristics in rhizosphere of the crop species compared to sole cropping (Olufemi *et al.*, 2001; Mpairwe *et al.*, 2002; Dapaah *et al.*, 2003; Song *et al.*, 2007). Further studies by Mpairwe *et al.* (2002) and Li *et al.* (2003) indicated that the main reason of intercropping is to maximize use of plant growth resources such as sun light, space and nutrients for non-legume crops such as maize as well as to improve crop quality and amount per unit area (Dahmardeh *et al.*, 2010), thus improve food security (Asmat *et al.*, 2004). This is critical for smallholder farmers in sub-Saharan Africa such as those in Northern Tanzania, who have limited arable land (Ayisi and Mpangane, 2004; Baltazari, 2014).

Common bean and *Dolichos lablab* are among the recommended legume species for cropping systems in East Africa with potential use as an intercrop in food production systems for soil fertility improvement (Saha *et al.*, 2000) as well as increased crops yield. Although studies have indicated that rhizobia inoculants can improve the legumes crop yield (Dahmardeh *et al.*, 2010; Ibrahim *et al.*, 2011; Morad *et al.*, 2013), very little research have been carried out on the effectiveness of indigenous (natural) and inoculated (host-specific) rhizobia strains in maize-legumes intercrop. Therefore, this study intends to evaluate and compare different maize/legumes (*Dolichos lablab* and common bean) intercropping systems supplemented with rhizobia on growth parameters and grain yields of both crops in northern Tanzania.

## Materials and methods

### *Description of the research experimental site*

Two field experiments were conducted at Selian Agricultural Research Institute (SARI) farm in northern part of Tanzania (April 2015 to September 2015 and October 2015 to February 2016). SARI lies at Latitude 3°21'50.08" and Longitude 36°38'06.29"E at an elevation of 1390masl with mean annual rainfall of 870mm. The mean maximum temperature ranges from 22°C to 28°C while the mean minimum temperature ranges from 12°C to 15°C respectively.

### *Land preparation and planting of experiments*

Land preparation involved clearing, ploughing, layout and finally planting. The experimental design followed a randomized complete block design (RCBD) in a factorial arrangement with 4 replications per treatment. The experimental treatments comprised of 2 levels of *Rhizobium* inoculation (with and without *Rhizobium*), 2 legumes (legume 1 being *P. Vulgaris* and legume 2 being *D. Lablab*) and 5 intercropping systems (sole maize or sole legumes, 1 row maize to 1 row legumes (1:1) i.e. 0 m or 0.45 m of legume from maize row, 1 row maize to 2 rows of legumes (1:2) i.e. 0.1 m or 0.2 m of legumes from maize rows). The field plots measured 4 m x 4 m with 5 rows of maize spaced at (0.9 m x 0.5 m) apart and 8 rows of legumes spaced at (0.5 m x 0.2 m). The plots were interspaced by 1 m to allow management of crops.

The first season crops were planted on 5<sup>th</sup> April, 2015 while the second season crops were planted on 14<sup>th</sup>, November, 2015. Prior to planting phosphate fertilizer as triple superphosphate was applied at the rates of 20 kg P/ha to supply soil P for crops uptake. The fertilizer was uniformly applied in to the holes and covered with little soil before planting maize or legume seeds to avoid seeds burning.

The BIOFIX legume inoculants were acquired from MEA Company Nairobi-Kenya, sold under license from the University of Nairobi. Maize variety (SEEDCO 503) was obtained from SEEDCO Seed Company in Arusha and Common bean seeds variety (Lyamungo 90) and Dolichos lablab variety (Rongai) were acquired from Selian Agricultural Research Institute-Arusha-Tanzania. Before planting, the specific legume seeds were thoroughly mixed with specific *Rhizobium* inoculants to supply (10<sup>9</sup> cells/g seed), according to procedures stipulated by products manufacturer. To avoid contamination, the noninoculated seeds were planted first followed with the inoculated seeds. Three seeds were planted and later thinned to two plants after full plant establishment. Interplant spacing was maintained at 0.5 m throughout for maize and 0.2 m for legumes. The plant density was kept constant on a total plot area basis set at the optimum for sole crops and kept the same in intercrops. The plant population density of maize and legumes were maintained at 44,000 and 200,000 plants per hectare respectively. Weeding and agronomic management were done using hand hoe at different growth stage of the crop plant.

#### Data collection

The yield components and grain yield data were collected from maize plant. The plant height was measured using tape measure from ground level to the growing tip of the longest plant leaves and average data were recorded in cm per ten plants in each treatment plot at maturity. Biomass yield estimation involved ten maize plants above ground portions selected randomly at harvesting and sun dried for three days and then oven dried to constant weights at 70°C.

After oven drying samples were weighed and data recorded as dry matter in kg/ha. Shelling percentage was calculated from the 10-plant sample as (seed weight/cob weight) x 100. Grain yield was determined by drying the seeds from each yield sample to a constant weight at 60°C in an oven, weighing the sample with an electronic scale and then calculating grain yield in kg/ha at 14% Moisture content.

Data collected from legumes plant included number of leaves one week after planting, plant height, root and shoot length, leaf area, root and shoot dry weight, biomass yield, number of pods per plant, number of seeds per pod, 100 seeds weight and grain yield. The number of leaves was obtained from an average of four plants selected randomly in each treatment plot one week after planting. The average plant height in cm per ten plants was measured in each treatment plot at flowering stage whereby plant height was measured using tape measure from ground level to the growing tip of the longest plant leaves and average data was recorded. Root and shoot lengths involved carefully uproot of plant with the help of spade by digging soil core of 50 cm to both side and 100 cm in depth. Plants were placed into plastic buckets of water to remove adhering soil.

The shoots and roots were separately washed in water and distilled water several times. Thereafter, maximum root and shoot length was measured by using tape measure in cm. Leaf area estimation involved three plants samples where the maximum leaf length and leaf width were measured in cm and leaf area was computed using (Maximum leaf length L x maximum leaf width W). Then the LW was used in estimation LA using the formula reported by Peksen (2007). i.e.  $LA = 0.919 + 0.682LW$ . Shoot and root dry weight involved separating plant samples into shoot and root, then fresh weight were recorded. Samples were oven-dried at 70°C for 48 hours and their constant dry weight was recorded using analytical weigh balance. Legumes biomass yield involved ten above ground legumes plant portions selected randomly at harvesting and sun dried for three days and then oven dried to constant weights at 70°C. After oven drying samples were weighed and data recorded as dry matter in kg/ ha.

Number of pods per plant was assessed by sampling 10 plants from two side middle rows before the guard rows and the average worked out. Number of seeds per pod was taken from 10 representative plants at physiological maturity and pods were taken and then counted finally the mean value computed. 100 seed weight was assessed by randomly counting 100 threshed seeds and weigh them using electronic scale. Grain yield was determined by drying the seeds from each yield sample to a constant weight at 60°C in an oven, weighing the sample with an electronic scale and then calculating grain yield in kg/ha at 14% Moisture content.

#### Data analysis

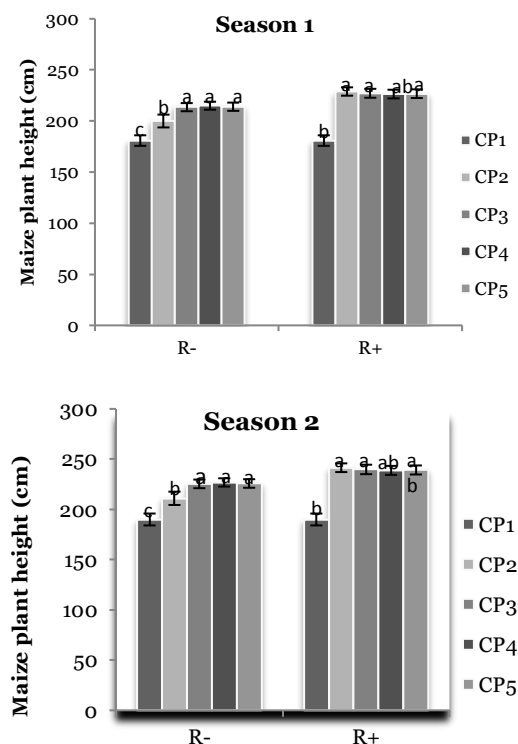
A 3-way Analysis of Variance (ANOVA) was used to analyze data collected. The analysis was done using STATISTICA software program 2010. Fisher's least significant difference was used to compare treatment means at 5% level of probability

### Results

#### Maize yield components and grain yield in two seasons

The maize yield components and grain yield increased significant ( $P \leq 0.001$ ) due to *Rhizobium* inoculation. The maize plant height increased by 6.5%, biomass yield increased by 9.3%, shelling percentage increased by 0.9% while grain yields increased by 6.4% relative to plots with no *Rhizobium* inoculation for two seasons (Table 1). Common bean and Dolichos lablab increased the maize plant height by 6.8% and 6.6% relative to control for season 1 and 2 respectively. Biomass yield increased by 16.5%, shelling percentage increased by 1.4% while grain yield increased by 6.8% relative to control for two seasons (Table 1). Intercropping systems increased maize plant heights by 22% and 42% for season 1 and 2 respectively. Biomass yield increased by 48%, shelling percentage increased by 2.8% relative to control for two seasons. Grain yields increased by 25.6% and 25.8% for season 1 and 2, respectively (Table 1).

Interaction between *Rhizobium* and cropping systems had significant effect ( $P \leq 0.05$ ) on maize plant height for two seasons (fig. 1).



**Fig. 1.** Interactive effects of *Rhizobium* and cropping systems on maize plant height for season 1 and 2 (R-: Without *Rhizobium*, R+: With *Rhizobium*, CP1: Intercropping system 1, CP2: Intercropping system 2, CP3: Intercropping system 3, CP4: Intercropping system 4, CP5: Intercropping system 5).

#### Yield components and grain yields of two legumes (*P. vulgaris* and *D. lablab*.)

*Rhizobium* inoculation had significant effect ( $P \leq 0.001$ ) on yield components and grain yields of two legumes (*P. vulgaris* L. and *D. lablab* L.) compared to uninoculated plots (Tables 2, 3 and 4) for two seasons. The increased in growth parameters and yields were by 11.7% and 11.9% number of leaves per plant, 10.3% and 12.7% plant height, 19.3% and 23.1% root length, 14.7% and 17.6% root dry weight for two seasons (Table 2). The shoot length increased by 16.2% and 14%, shoot dry weight increased by 6.6% and 6.4%, leaf area increased by 17.9% and 18.1% while biomass yields increased by 8% (Table 3) for two seasons.

**Table 1.** Effects of *Rhizobium* inoculation, legumes and intercropping systems on maize yield components and grain yield in two seasons.

| Treatments                       | Season 1                |                              |                    |                            | Season 2                |                              |                    |                            |
|----------------------------------|-------------------------|------------------------------|--------------------|----------------------------|-------------------------|------------------------------|--------------------|----------------------------|
|                                  | Maize Plant height (cm) | Maize biomass yields (kg/ha) | Maize shelling (%) | Maize grain yields (kg/ha) | Maize Plant height (cm) | Maize biomass yields (kg/ha) | Maize shelling (%) | Maize grain yields (kg/ha) |
| <b>Rhizobium</b>                 |                         |                              |                    |                            |                         |                              |                    |                            |
| R-                               | 204.70<br>±2.92b        | 2372.08<br>±83.82b           | 85.95<br>±0.24b    | 934.20<br>±13.60b          | 215.78<br>±3.15b        | 2485.93<br>±87.84b           | 82.54<br>±0.23b    | 1119.82<br>±16.31b         |
| R+                               | 218.03<br>±3.53a        | 2591.65<br>±91.23a           | 86.80<br>±0.23a    | 993.55<br>±18.71a          | 229.84<br>±3.79a        | 2716.05<br>±95.60a           | 83.31<br>±0.23a    | 1190.97<br>±22.43a         |
| <b>Legumes</b>                   |                         |                              |                    |                            |                         |                              |                    |                            |
| 1                                | 204.43<br>±3.25b        | 2292.20<br>±75.58b           | 85.77<br>±0.25b    | 932.10<br>±14.52b          | 215.66<br>±3.43b        | 2402.23<br>±79.21b           | 82.33<br>±0.24b    | 1117.31<br>±17.40b         |
| 2                                | 218.30<br>±3.19a        | 2671.53<br>±91.70a           | 86.99<br>±0.20a    | 995.65<br>±17.83a          | 229.96<br>±3.52a        | 2799.76<br>±96.09a           | 83.52<br>±0.19a    | 1193.48<br>±21.37a         |
| <b>Intercropping systems</b>     |                         |                              |                    |                            |                         |                              |                    |                            |
| 1                                | 180.88<br>±3.52b        | 1820.38<br>±16.83b           | 84.67<br>±0.23b    | 812.25<br>±3.43c           | 189.94<br>±4.05b        | 1907.75<br>±17.64b           | 81.33<br>±0.26b    | 973.64<br>±4.12c           |
| 2                                | 214.44<br>±5.19a        | 2584.31<br>±129.53a          | 86.64<br>±0.39a    | 997.06<br>±19.96ab         | 226.23<br>±5.48a        | 2708.36<br>±135.75a          | 83.16<br>±0.38a    | 1195.18<br>±23.92ab        |
| 3                                | 220.44<br>±3.40a        | 2642.25<br>±128.97a          | 86.59<br>±0.34a    | 1017.13<br>±19.45a         | 232.56<br>±3.59a        | 2769.07<br>±135.16a          | 83.11<br>±0.32a    | 1219.23<br>±23.37a         |
| 4                                | 220.69<br>±3.15a        | 2665.69<br>±130.74a          | 87.06<br>±0.35a    | 1022.00<br>±18.66a         | 232.82<br>±3.32a        | 2793.64<br>±137.02a          | 83.57<br>±0.33a    | 1225.07<br>±22.37a         |
| 5                                | 220.38<br>±3.28a        | 2696.69<br>±126.79a          | 86.94<br>±0.31a    | 970.94<br>±24.75b          | 232.49<br>±3.46a        | 2826.13<br>±132.87a          | 83.45<br>±0.30a    | 1163.86<br>±29.67b         |
| <b>3-Way ANOVA (F-statistic)</b> |                         |                              |                    |                            |                         |                              |                    |                            |
| Rhiz                             | 26.78***                | 5.18*                        | 11.0**             | 17.88***                   | 24.62***                | 5.18*                        | 9.6**              | 17.88***                   |
| Leg                              | 29.03***                | 15.46***                     | 23.2***            | 20.50***                   | 25.43***                | 15.46***                     | 23.1***            | 20.50***                   |
| Cr syst                          | 35.88***                | 11.90***                     | 11.9***            | 30.82***                   | 34.41***                | 11.89***                     | 10.8***            | 30.82***                   |
| Rhiz*Leg                         | 0.08ns                  | 0.002ns                      | 0.0ns              | 0.55ns                     | 0.07ns                  | 0.002ns                      | 0.1ns              | 0.55ns                     |
| Rhiz*Cr syst                     | 3.19*                   | 0.342ns                      | 1.2ns              | 1.29ns                     | 2.94*                   | 0.34ns                       | 1.4ns              | 1.29ns                     |
| Leg*Cr syst                      | 0.17                    | 0.049ns                      | 0.3ns              | 0.57ns                     | 0.23ns                  | 1.05ns                       | 0.1ns              | 0.57ns                     |
| Rhiz* Leg*Cr Syst                | 0.05ns                  | ons                          | 0.3ns              | 0.05ns                     | 0.05ns                  | 0.00ns                       | 0.3ns              | 0.05ns                     |

R-: Without *Rhizobium*, R+; With *Rhizobium*, Legume 1: Common bean; Legume 2: D. Lablab; Intercropping System 1, 2, 3, 4 and 5 are sole maize, 10cm, 20 cm, 45cm and 0 cm of legumes from maize row respectively; Rhiz; *Rhizobium*, Leg; Legume, Cr Syst; Intercropping Systems. Values presented are means ± SE, n=4. \*, \*\*, \*\*\* = significant at  $P \leq 0.05$ ,  $P \leq 0.01$ ,  $P \leq 0.001$  respectively, ns = not significant, SE = standard error. Means followed by dissimilar letter in a column are significantly different from each other at  $P=0.05$  according to Fischer least significance difference (LSD).

The number of pods/plant increased by 46.5% and 43%, number of seeds/pod increased by 5.3% and 6.1%, 100 seeds weight increased by 8.9% and 10%, grain yields increased by 13.9% and 15.3% for season 1 and 2, respectively in the plots with *Rhizobium* inoculation (Table 4).

Legume 1 (Common bean) had less growth parameters measured and biomass yield than legume 2 (*Dolichos lablab*) for two seasons (Tables 2, 3 and 4). However, both legumes had significant ( $P \leq 0.001$ ) effect on 100 seeds weight and grain yields with an increase of 9.5% and 11.8% 100 seeds weight,

71.3% and 81% grain yield for season 1 and 2, respectively (Table 4). Intercropping systems had significant effect ( $P \leq 0.001$ ) on measured parameters and grain yields of two legumes except number of leaves per plant and plant height in two seasons. The number of leaves per plant increased by 8.7%, root length increased by 8.3% and 8.6 % while root dry weight increased by 13.2% and 10.3% for season 1 and 2 respectively (Table 2). The shoot length increased by 16.2% and 14%, shoot dry weight increased by 6.6% and 6.4%, leaf area increased by 17.9% and 18.1% while biomass yields

increased by 8% for season 1 and 2, respectively (Table 3). All intercropping systems had significant effect ( $P \leq 0.001$ ) on number of pods/plant and number of seeds/pod with an increase of 28.5% and 26.7% number of pods per plant, 11.3% and 13.8% number of seeds per pod. However, the cropping system 1 had highest number of pods/plant and number of seeds/pod than other cropping systems for season 1 and 2, respectively (table 4). Cropping system 1 was superior to intercropping systems 2, 3, 4 and 5 with an increase of 17.1% grain yield for two seasons (Table 4).

**Table 2.** Effect of *Rhizobium* inoculation and intercropping systems on yield components and grain yields of two legumes (*P. vulgaris* L. and *D. lablab* L.) in two seasons.

| Treatments                       | Season 1               |                   |                  |                      | Season 2               |                   |                  |                      |
|----------------------------------|------------------------|-------------------|------------------|----------------------|------------------------|-------------------|------------------|----------------------|
|                                  | No of leaves per plant | Plant height (cm) | Root length (cm) | Root dry weight (gm) | No of leaves per plant | Plant height (cm) | Root length (cm) | Root dry weight (gm) |
| <b>Rhizobium</b>                 |                        |                   |                  |                      |                        |                   |                  |                      |
| R-                               | 5.73<br>±0.11b         | 93.95<br>±6.39b   | 14.63<br>±0.29b  | 25.35<br>±0.71b      | 5.70<br>±0.11b         | 93.70<br>±6.36b   | 14.15<br>±0.29b  | 25.17<br>±0.76b      |
| R+                               | 6.40<br>±0.12a         | 103.60<br>±7.15a  | 17.45<br>±0.31a  | 29.08<br>±0.89a      | 6.38<br>±0.10a         | 105.63<br>±7.20a  | 17.42<br>±0.29a  | 29.60<br>±0.95a      |
| <b>Legumes</b>                   |                        |                   |                  |                      |                        |                   |                  |                      |
| 1                                | 5.60<br>±0.10b         | 57.05<br>±0.49b   | 14.33<br>±0.26b  | 22.50<br>±0.33b      | 5.53<br>±0.09b         | 57.75<br>±0.57b   | 14.25<br>±0.29b  | 22.40<br>±0.36b      |
| 2                                | 6.53<br>±0.11a         | 140.50<br>±1.92a  | 17.75<br>±0.26a  | 31.93<br>±0.47a      | 6.45<br>±0.08a         | 141.58<br>±1.94a  | 17.32<br>±0.32a  | 32.37<br>±0.57a      |
| <b>Intercropping systems</b>     |                        |                   |                  |                      |                        |                   |                  |                      |
| 1                                | 6.31<br>±0.24a         | 100.94<br>±11.59a | 16.63<br>±0.67a  | 28.94<br>±1.39a      | 6.25<br>±0.17a         | 100.31<br>±11.33a | 16.75<br>±0.65a  | 28.75<br>±1.57a      |
| 2                                | 5.88<br>±0.18b         | 100.56<br>±11.42a | 16.19<br>±0.58ab | 27.19<br>±1.33b      | 5.75<br>±0.17b         | 100.06<br>±11.15a | 15.81<br>±0.70b  | 27.25<br>±1.37bc     |
| 3                                | 5.94<br>±0.19ab        | 98.81<br>±11.14ab | 16.00<br>±0.63b  | 26.75<br>±1.36b      | 5.88<br>±0.18b         | 100.13<br>±11.22a | 15.69<br>±0.58b  | 26.75<br>±1.51c      |
| 4                                | 6.13<br>±0.22ab        | 98.06<br>±10.97ab | 16.13<br>±0.57b  | 27.63<br>±1.23b      | 5.94<br>±0.19b         | 100.44<br>±11.29a | 15.44<br>±0.55b  | 28.12<br>±1.34ab     |
| 5                                | 6.06<br>±0.19ab        | 95.50<br>±9.77b   | 15.25<br>±0.52c  | 25.56<br>±1.45c      | 6.13<br>±0.18b         | 97.38<br>±10.27a  | 15.25<br>±0.61b  | 26.06<br>±1.59c      |
| <b>3-Way ANOVA (F-statistic)</b> |                        |                   |                  |                      |                        |                   |                  |                      |
| Rhiz                             | 28.40***               | 40.39***          | 339.00***        | 172.10***            | 32.39***               | 68.07***          | 246.33***        | 127.18***            |
| Leg                              | 53.34***               | 3020.12***        | 498.29***        | 1101.78***           | 83.82***               | 3363.70***        | 217.16***        | 646.28***            |
| Cr syst                          | 1.46ns                 | 1.66ns            | 8.47***          | 15.09***             | 3.12*                  | 0.63ns            | 6.19***          | 5.95***              |
| Rhiz*Leg                         | 0.35ns                 | 9.78**            | 0.03ns           | 18.61ns              | 3.00ns                 | 12.09***          | 0.01ns           | 13.19ns              |
| Rhiz*Cr syst                     | 1.81ns                 | 0.73ns            | 1.57ns           | 0.80ns               | 1.47ns                 | 0.76ns            | 0.77ns           | 0.42ns               |
| Leg*Cr syst                      | 1.62ns                 | 2.37ns            | 0.37ns           | 1.68ns               | 0.55ns                 | 0.87ns            | 0.81ns           | 1.20ns               |
| Rhiz*Leg*Cr Syst                 | 0.64ns                 | 0.80ns            | 1.49ns           | 0.49ns               | 0.24ns                 | 0.75ns            | 0.70ns           | 0.71ns               |

R-: Without *Rhizobium*, R+; With *Rhizobium*, Legume 1: Common bean; Legume 2: D. Lablab; intercropping System 1, 2, 3, 4 and 5 are sole maize, 10cm, 20 cm, 45cm and 0 cm of legumes from maize row respectively; Rhiz; *Rhizobium*, Leg; Legume, Cr Syst; Intercropping Systems. Values presented are means ± SE, n=4. \*, \*\*, \*\*\* = significant at  $P \leq 0.05$ ,  $P \leq 0.01$ ,  $P \leq 0.001$  respectively, ns = not significant, SE = standard error. Means followed by dissimilar letter in a column are significantly different from each other at  $P = 0.05$  according to Fischer least significance difference (LSD).



**Table 3.** Effects of *Rhizobium* inoculation and intercropping systems on shoot length, shoot dry weight, leaf area and dry biomass yields of two legumes (*P. vulgaris* L. and *D. lablab* L.) in two seasons.

| Treatments                        | Season 1          |                       |                   |                            | Season 2          |                       |                    |                            |
|-----------------------------------|-------------------|-----------------------|-------------------|----------------------------|-------------------|-----------------------|--------------------|----------------------------|
|                                   | Shoot length (cm) | Shoot dry weight (gm) | Leaf Area (cm)    | Dry Biomass Yields (kg/ha) | Shoot length (cm) | Shoot dry weight (gm) | Leaf Area (cm)     | Dry Biomass Yields (kg/ha) |
| <b>Rhizobium</b>                  |                   |                       |                   |                            |                   |                       |                    |                            |
| R-                                | 35.88<br>±1.17b   | 147.93<br>±3.23b      | 197.85<br>±5.83b  | 3477.70<br>±77.48b         | 37.40<br>±1.10b   | 150.00<br>±3.20b      | 206.75<br>±6.16b   | 3503.50<br>±77.72b         |
| R+                                | 41.68<br>±1.06a   | 157.63<br>±3.57a      | 233.23<br>±6.89a  | 3758.70<br>±89.11a         | 42.65<br>±1.10a   | 159.62<br>±3.55a      | 244.22<br>±7.63a   | 3784.50<br>±89.28a         |
| <b>Legumes</b>                    |                   |                       |                   |                            |                   |                       |                    |                            |
| 1                                 | 32.73<br>±0.43b   | 132.85<br>±1.36b      | 184.30<br>±2.48b  | 3121.70<br>±30.15b         | 33.27<br>±0.47b   | 134.97<br>±1.34b      | 190.30<br>±2.48b   | 3147.50<br>±30.82b         |
| 2                                 | 44.83<br>±0.93a   | 172.70<br>±1.45a      | 246.78<br>±6.44a  | 4114.70<br>±37.50a         | 46.77<br>±0.46a   | 174.65<br>±1.45a      | 260.67<br>±6.67a   | 4140.50<br>±37.85a         |
| <b>Intercropping systems</b>      |                   |                       |                   |                            |                   |                       |                    |                            |
| 1                                 | 39.75<br>±1.85a   | 160.44<br>±4.98a      | 224.13<br>±14.16a | 3785.7<br>5±130.81a        | 40.94<br>±1.93a   | 162.44<br>±5.04a      | 235.37<br>±15.07a  | 3823.70<br>±130.81a        |
| 2                                 | 37.25<br>±2.40b   | 152.19<br>±6.06b      | 219.88<br>±11.19a | 3605.00<br>±147.37b        | 40.12<br>±1.79ab  | 154.25<br>±6.06b      | 229.87<br>±12.13ab | 3630.0<br>±147.36b         |
| 3                                 | 38.75<br>±1.80ab  | 151.63<br>±5.60b      | 214.75<br>±10.82a | 3589.25<br>±140.26bc       | 39.87<br>±1.93b   | 153.81<br>±5.59b      | 224.50<br>±11.64ab | 3611.3<br>±140.26bc        |
| 4                                 | 39.31<br>±1.78ab  | 151.38<br>±5.43b      | 211.81<br>±9.63a  | 3602.00<br>±131.53b        | 39.56<br>±1.94b   | 153.37<br>±5.39b      | 221.56<br>±10.58ab | 3630.00<br>±131.53b        |
| 5                                 | 38.81<br>±1.78ab  | 148.25<br>±5.49b      | 207.13<br>±9.34a  | 3509.00<br>±136.62c        | 39.62<br>±1.88b   | 150.18<br>±5.33b      | 216.12<br>±10.27b  | 3525.00<br>±136.62c        |
| <b>3 Way ANOVA (F statistics)</b> |                   |                       |                   |                            |                   |                       |                    |                            |
| Rhiz                              | 57.75***          | 54.17***              | 42.46***          | 101.97***                  | 300.68***         | 55.00***              | 47.65***           | 101.97***                  |
| Leg                               | 251.35***         | 914.19***             | 132.43***         | 1273.42***                 | 1988.18***        | 934.53***             | 168.04***          | 1273.42***                 |
| Cr syst                           | 1.22ns            | 9.54***               | 1.21ns            | 10.66***                   | 2.70*             | 9.85***               | 1.50ns             | 12.38***                   |
| Rhiz*Leg                          | 1.55ns            | 3.32ns                | 10.72ns           | 7.86**                     | 0.00ns            | 3.64ns                | 12.87ns            | 7.86**                     |
| Rhiz*Cr syst                      | 1.31ns            | 1.13ns                | 0.09ns            | 1.06ns                     | 0.22ns            | 1.23ns                | 0.07ns             | 1.06ns                     |
| Leg*Cr syst                       | 1.22ns            | 1.46ns                | 1.49ns            | 0.93ns                     | 0.73ns            | 1.32ns                | 1.44ns             | 0.93ns                     |
| Rhiz* Leg*Cr Syst                 | 1.53ns            | 3.02ns                | 0.41ns            | 3.19ns                     | 0.66ns            | 3.09ns                | 0.39ns             | 3.19ns                     |

R-: Without *Rhizobium*, R+; With *Rhizobium*, Legume 1: Common bean; Legume 2: *D. Lablab*; intercropping System 1, 2, 3, 4 and 5 are sole maize, 10cm, 20 cm, 45cm and 0 cm of legumes from maize row respectively; Rhiz; *Rhizobium*, Leg; Legume, Cr Syst; Intercropping Systems. Values presented are means ± SE, n=4. \*, \*\*, \*\*\* = significant at  $P \leq 0.05$ ,  $P \leq 0.01$ ,  $P \leq 0.001$  respectively, ns = not significant, SE = standard error. Means followed by dissimilar letter in a column are significantly different from each other at  $P=0.05$  according to Fischer least significance difference (LSD).

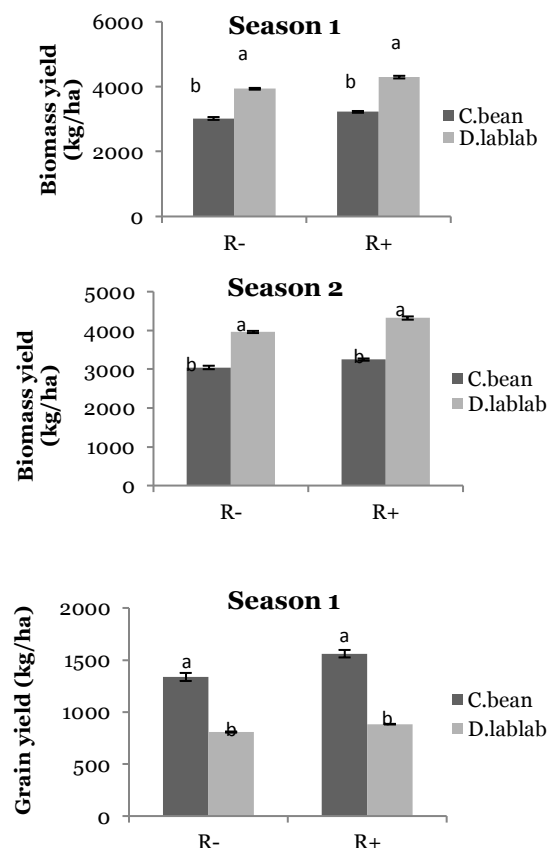
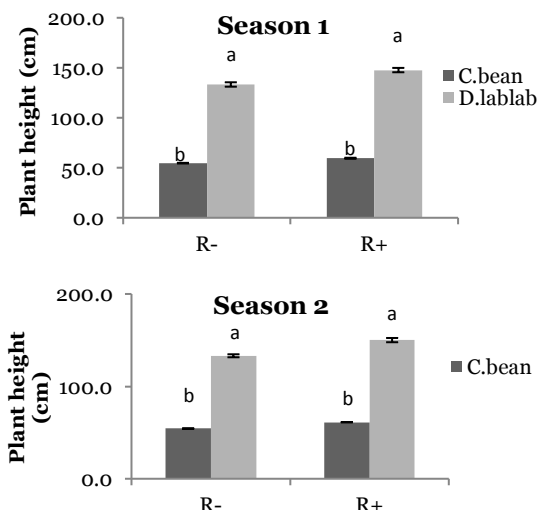
**Table 4.** Effects of *Rhizobium* inoculation and intercropping systems on number of pods per plant, number of seeds per plant, 100 seeds weight and grain yields of two legumes (*P. vulgaris* L. and *D. Lablab* L.) in two seasons.

| Treatments       | Season 1             |                     |                       |                    | Season 2             |                     |                       |                    |
|------------------|----------------------|---------------------|-----------------------|--------------------|----------------------|---------------------|-----------------------|--------------------|
|                  | Number of pods/plant | Number of seeds/pod | 100 seeds weight (gm) | Grain yields Kg/ha | Number of pods/plant | Number of seeds/pod | 100 seeds weight (gm) | Grain yields Kg/ha |
| <b>Rhizobium</b> |                      |                     |                       |                    |                      |                     |                       |                    |
| R-               | 24.30<br>±2.89b      | 3.21<br>±0.07a      | 47.03<br>±0.43b       | 1072.10<br>±46.54b | 26.12<br>±2.88b      | 3.27<br>±0.08b      | 46.62<br>±0.55b       | 1061.06<br>±48.91b |
| R+               | 35.60<br>±4.53a      | 3.38<br>±0.9a       | 51.22<br>±0.38a       | 1221.63<br>±57.09a | 37.35<br>±4.53a      | 3.47<br>±0.09a      | 51.27<br>±0.45a       | 1223.85<br>±62.06a |
| <b>Legumes</b>   |                      |                     |                       |                    |                      |                     |                       |                    |
| 1                | 7.18<br>±0.23b       | 3.09<br>±0.06b      | 51.36<br>±0.37a       | 1448.53<br>±31.62a | 9.00<br>±0.20b       | 3.15<br>±0.06b      | 51.68<br>±0.37a       | 1472.01<br>±31.07a |
| 2                | 52.73<br>±1.96a      | 3.50<br>±0.10a      | 46.89<br>±0.39b       | 845.20<br>±6.75b   | 54.47<br>±1.97a      | 3.60<br>±0.10a      | 46.21<br>±0.51b       | 812.90<br>±6.99b   |

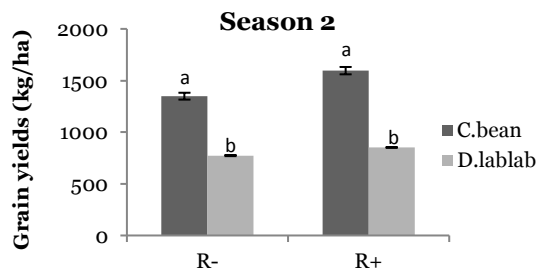
| Treatments                        | Season 1             |                     |                       |                     | Season 2             |                     |                       |                     |
|-----------------------------------|----------------------|---------------------|-----------------------|---------------------|----------------------|---------------------|-----------------------|---------------------|
|                                   | Number of pods/plant | Number of seeds/pod | 100 seeds weight (gm) | Grain yields Kg/ha  | Number of pods/plant | Number of seeds/pod | 100 seeds weight (gm) | Grain yields Kg/ha  |
| <b>Intercropping systems</b>      |                      |                     |                       |                     |                      |                     |                       |                     |
| 1                                 | 34.69<br>±6.83a      | 3.55<br>±0.15a      | 49.15<br>±0.80a       | 1288.88<br>±118.27a | 36.44<br>±6.86a      | 3.62<br>±0.15a      | 49.50<br>±1.02a       | 1283.90<br>±121.61a |
| 2                                 | 30.69<br>±6.45b      | 3.31<br>±0.15ab     | 49.28<br>±0.79a       | 1107.50<br>±71.48b  | 32.50<br>±6.45b      | 3.37<br>±0.15ab     | 49.21<br>±0.97ab      | 1117.27<br>±82.47b  |
| 3                                 | 28.94<br>±6.08bc     | 3.31<br>±0.15ab     | 49.10<br>±0.85a       | 1118.38<br>±73.83b  | 30.81<br>±6.10bc     | 3.37<br>±0.15ab     | 48.92<br>±0.99ab      | 1108.02<br>±79.84b  |
| 4                                 | 28.44<br>±6.10bc     | 3.12<br>±0.10b      | 49.06<br>±0.88a       | 1100.94<br>±69.53b  | 30.19<br>±6.08bc     | 3.18<br>±0.10b      | 48.84<br>±0.96ab      | 1096.12<br>±75.36b  |
| 5                                 | 27.00<br>±5.80c      | 3.19<br>±0.11b      | 49.04<br>±0.87a       | 1118.63<br>±77.78b  | 28.75<br>±5.70c      | 3.31<br>±0.12ab     | 48.26<br>±1.07b       | 1106.97<br>±86.42b  |
| <b>3 Way ANOVA (F statistics)</b> |                      |                     |                       |                     |                      |                     |                       |                     |
| Rhiz                              | 229.55***            | 2.88ns              | 233.6***              | 112.27***           | 224.91***            | 3.84ns              | 152.14***             | 228.87***           |
| Leg                               | 3729.98***           | 17.00***            | 265.8***              | 1827.84***          | 3691.44***           | 19.44***            | 210.98***             | 3752.11***          |
| Cr syst                           | 12.59***             | 2.12ns              | 0.1ns                 | 25.54***            | 12.44***             | 1.95ns              | 1.21ns                | 43.59***            |
| Rhiz*Leg                          | 192.58ns             | 0.10ns              | 0.0ns                 | 27.44***            | 194.00ns             | 0.00ns              | 1.13ns                | 61.36***            |
| Rhiz*Cr syst                      | 0.15ns               | 4.65ns              | 0.8ns                 | 0.69ns              | 0.266ns              | 4.59ns              | 0.10ns                | 2.16ns              |
| Leg* Cr syst                      | 3.58ns               | 1.41ns              | 0.0ns                 | 25.38***            | 4.09ns               | 1.59ns              | 0.48ns                | 36.17***            |
| Rhiz* Leg*Cr Syst                 | 0.32ns               | 0.65ns              | 0.0ns                 | 0.80ns              | 0.33ns               | 0.75ns              | 0.22ns                | 1.40ns              |

R-: Without Rhizobium, R+; With Rhizobium, Legume 1: Common bean; Legume 2: D. Lablab; intercropping System 1, 2, 3, 4 and 5 are sole maize, 10cm, 20 cm, 45cm and 0 cm of legumes from maize row respectively; Rhiz; Rhizobium, Leg; Legume, Cr Syst; Intercropping Systems. Values presented are means ± SE, n=4. \*, \*\*, \*\*\* = significant at  $P \leq 0.05$ ,  $P \leq 0.01$ ,  $P \leq 0.001$  respectively, ns = not significant, SE = standard error. Means followed by dissimilar letter in a column are significantly different from each other at  $P=0.05$  according to Fischer least significance difference (LSD).

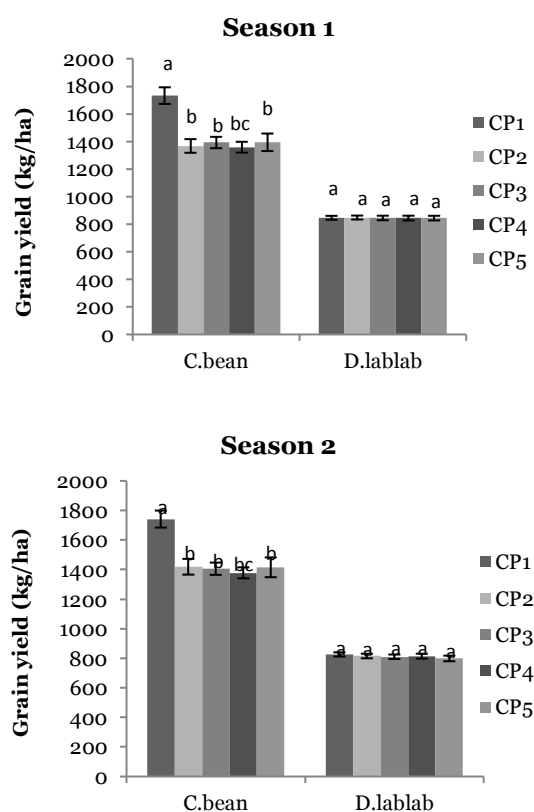
Interaction between *Rhizobium* and legumes had significant effect ( $P \leq 0.001$ ) on plant height, biomass yield and grain yield for two seasons (Fig. 2). Interaction between legumes and cropping systems had significant effect ( $P \leq 0.001$ ) on grain yield for two seasons. Legumes grain yields increased with the use of rhizobia in all cropping systems where cropping system 1 (sole crop) was superior to others (Fig. 3).







**Fig. 2.** Interactive effects of *Rhizobium* inoculation and legumes on plant height, biomass and grain yields for season 1 and 2 (R-: Without *Rhizobium*, R+: With *Rhizobium*, C. Bean: Common bean, D. lablab: Dolichos lablab).



**Fig. 3.** Interactive effects of Legumes and cropping systems on grain yield for season 1 and 2 (CP1: Cropping system 1, CP2: Intercropping system 2, CP3: Intercropping system 3, CP4: Intercropping system 4, CP5: Intercropping system 5, C. Bean: Common bean, D. lablab: Dolichos lablab).

### Discussion

The study findings report that legumes rhizobial inoculation significantly ( $P \leq 0.001$ ) affected maize yield components and grain yields for two seasons.

The observed increments in the plots with *Rhizobium* might be due to symbiotic relationship between *Rhizobium* and legumes root nodules which fix atmospheric nitrogen into a usable form used for the plant growth as reflected in the yield parameters. Studies by Ndakidemi and Semoka (2006) and Bambara and Ndakidemi (2010) reported that leguminous plants in association with *Rhizobium* are able to convert the atmospheric nitrogen into usable form which can be used by the maize plant in the intercrop. Plots intercropped with Dolichos lablab had highest maize yield components and grain yields than those intercropped with common bean. These could have been attributed by the release of biological nitrogen fixed by the legume for utilization by the maize crop because Dolichos lablab fixes more N than common bean (Lindemann and Glover, 2003).

Intercropping systems had significant effect ( $P \leq 0.001$ ) on maize yield components and grain yield and showed the impact of competition for available growth resources such as water, nutrients, space, light and soil exploration for the two crops. Similar to our study, Alhaji (2008) reported that intercropping of different varieties of cowpea with maize was significant in affecting the yield components and grain yield of maize as determined by environmental factors and competition between the two crops (Lemlem, 2013), but these were high in the intercrop as compared with the sole maize.

The results from our study is in contrary to that of Moriri *et al.* (2010), because no nitrogen fertilizer was applied in sole cropping and the increased in grain yield in intercropping systems could have been attributed by presence of legume that conserve soil moisture and supply nitrogen to maize crop (From field observation). The yield similarity obtained in season 1 intercropping systems would suggest that maize yield might be affected in the next season as a subsequent crop in the same field because of residual nutrients release which would have been enhanced and set free for plant uptake during the previous season residue decomposition. The increase in yield components and final yield in season 2 of the present study have been confirmed in a study by Ledgard and

Giller (1995) that the benefits of an intercrop system between a legume and maize crop are more likely to occur to next crops yield as the main path-way transfer is due to root and nodule senescence and fallen leaves. Interaction between *Rhizobium* inoculations and intercropping systems had significant effect ( $P \leq 0.001$ ) on maize plant height in two seasons. This implies that supplying *Rhizobium* to the legume in the cropping systems is an important if the maize growth parameters have to be realized.

The results further, indicate that *Rhizobium* inoculation had significant effect ( $P \leq 0.001$ ) on yield components and grain yields of two legumes (*P. vulgaris* L. and *D. lablab* L.) in two seasons. Such significant increase in growth and yield due to *Rhizobium* inoculums have been reported in *Phaseolus vulgaris*, *Glycine max*, *Cajanus cajan*, *Cicer arietinum*, *Vigna unguiculata* and in *Arachis hypogea* (Mfilinge *et al.*, 2015). The increased yields were due to increased number of roots hairs and lateral roots induced by *rhizobium* inoculants thereby favouring N fixation and nutrient uptake by legumes (Biswas *et al.*, 2000). Similar to our study, the significant effect of *rhizobium* inoculation on legume yield and yield components have also been documented by (Tairo and Ndakidemi, 2013).

Where legumes were supplied with *rhizobium* had more yields attesting to be the suitable input for the intercrops. These results are similar to those of Mutungamiri *et al.* (2001) where yields of two inoculated legumes in the intercrops were generally higher than uninoculated. The *Rhizobium* inoculation influenced the leaf area in legumes which essentially create great canopy cover to the soil hence preserve more soil moisture for increased plant growth parameters. Intercropping systems were significant ( $P \leq 0.001$ ) on yield components and grain yields. The increased in growth parameters were associated with closeness of intercropped *D. lablab* and *P. Vulgaris*. Ndung'u *et al.* (2005) reported that maize/common bean intercropping reduced common bean yield due to competition. Studies by Thobatsi (2009) and Saleem *et al.* (2011) also found similar results that intercropping maize with common bean,

cowpea and soybean, respectively resulted in reduction of grain yields as compared to sole legumes.

Cropping system 1 (sole crop) had the highest yield components than other intercropping systems in two seasons due to minimum competition of both above and below growth resources plant in sole crop compared to intercrops (Hungria and Bohrer, 2000; Hefny and dolinski, 2001). Interaction between *Rhizobium* inoculation and legumes had significant effect ( $P \leq 0.001$ ) on plant height, biomass yield and grain yield for two seasons. Also interaction between legumes and intercropping systems had significant effect ( $P \leq 0.001$ ) on grain yield for two seasons. These interactions have been concluded by Fageria (2014) that, the increases in yield components and grain yield were due to the accumulation of N in plants.

### Conclusion

Significant increase in yield components and final grain yields were recorded in maize/dolichos and maize/common bean intercrops with *Rhizobium* inoculation compared to sole system. The findings of this study indicate that *Rhizobium* and intercropping systems increased the overall grain yields of maize and intercropped legumes. The high grain yields obtained from the plots treated with *Rhizobium* suggests that the biofertilizers technology is an efficient supplier of N in the tested legumes. Therefore, these results strongly demonstrate the importance of using *Rhizobium* (biofertilizers) and cereal/legume intercropping systems as a substitute to expensive inorganic nitrogen fertilizers especially for poor resource farmers in the areas where land is scarce and productivity is low due to soil nutrients depletion.

### Acknowledgement

The data presented in this manuscript are part of Ph.D. thesis of Mr Prosper Massawe and authors are gratefully to acknowledge the Government of Tanzania for providing funds for current study.

### References

**Alhaji IH.** 2008. Yield performance of some cowpea varieties under sole and intercropping with maize at Bauchi, Nigeria. African Research Review **2**, 278- 291. <https://doi.org/10.4314/afrev.v2i3.41073>

- Asmat U, Bhatti MA, Gurmani ZA, Imran M.** 2004. Planting Patterns of Maize (*Zea mays* L) Facilitating Legumes Intercropping. Asian Journal of Agriculture and Food Sciences **2**, 507- 522.
- Ayisi KK, Mpangane PNZ.** 2004. Growth and symbiotic activities of cowpea cultivars in sole and binary cultures with maize Tropical Legumes for Sustainable Farming Systems in Southern Africa and Australia. In: Whitbread, A.M., and B.C. Pengelly (Eds.) ACIAR proceedings **115**, 94- 97.
- Baltazari A.** 2014. Bean density suppression of weeds in maize bean intercropping under conventional and conservation tillage systems in arusha, Tanzania. Published dissertation submitted in the partial fulfilment of the requirements for the degree of Master of Science in Crop Science of Sokoine University of Agriculture Morogoro, Tanzania, 22- 52.
- Bambara S, Ndakidemi PA.** 2010. *Phaseolus vulgaris* Response to *Rhizobium* Inoculation, Lime and Molybdenum in Selected Low pH Soil in Western Cape, South Africa. African Journal of Agricultural Research **5**, 1804- 1811.
- Biswas JC, Ladha JK, Dazzo FB.** 2000. Rhizobia inoculation improves nutrient uptake and growth of lowland rice. Soil Science Society of America Journal **64**, 1644- 1650.  
<https://doi.org/10.2136/sssaj2000.6451644x>
- Carlson JD.** 2008. Intercropping with Maize in Sub-arid Regions: Community planning and Analysis technical brief, 6.
- Dahmardeh M, Ghanbari A, Syahsar BA, Ramrodi M.** 2010. The role of intercropping maize (*Zea mays* L.) and Cowpea (*Vigna unguiculata* L.) on yield and soil chemical properties. African Journal of Agricultural Research **5**, 631- 636.
- Dahmardeh M, Ghanbari A, Syasar B, Ramroudi M.** 2009. Effect of intercropping maize (*Zea mays* L.) with cow pea (*Vigna unguiculata* L.) on green forage yield and quality evaluation. Asian Journal of Plant Science **8**, 235- 239.  
<https://doi.org/10.3923/ajps.2009.235.239>
- Dapaah HK, Asafu-Agyei JN, Ennin SA, Yamoah C.** 2003. Yield stability of cassava, maize, soya bean and cowpea intercrops. Journal of Agricultural Science **140**, 73- 82.  
<https://doi.org/10.1017/S0021859602002770>
- Fageria NK.** 2014. Nitrogen harvest index and its association with crop yields. Journal of Plant Nutrition **37**, 795- 810.  
<https://doi.org/10.1080/01904167.2014.881855>
- Hefny MR, Doli-ski WM.** 2001. Variation in symbiotic characters of alfalfa cultivars inoculated with *Sinorhizobium meliloti* strains. Biology and Fertility Soils **33**, 435- 437.  
<https://doi.org/10.1007/s003740100339>
- Hungria M, Bohrer TRJ.** 2000. Variability of nodulation and dinitrogen fixation capacity among soybean cultivars. Biology and Fertility Soils **31**, 45-52.  
<https://doi.org/10.1007/s003740050622>
- Ibrahim KA, Elsheikh EAE, Naim AMEI, Mohamed EA.** 2011. Effect of *Bradyrhizobium* Inoculation on Yield and Yield's Components of Soybean (*Glycine max* (L.) grown in Sudan. Australian Journal of Basic Applied Sciences **5**, 793- 799.
- Jama BA, Nair PKR.** 2000. Decomposition and nitrogen- mineralization pattern of Leucaena leucocephala and Cassia siamea mulch under tropical semiarid conditions in Kenya. Plant Soil **179**, 275- 285.  
<https://doi.org/10.1007/BF00009338>
- Kisetu E, Mtakimwa ZS.** 2013. Incorporating pigeon pea compost with Minjingu fertilizer brands to determine their effects on maize production in Morogoro, Tanzania. World Journal of Agricultural Science **1**, 294 – 298.
- Ledgard SJ, Giller KE.** 1995. Atmospheric N<sub>2</sub>-fixation as alternative nitrogen source. In: Bacon, P. (Ed.) Nitrogen Fertilization and the Environment. Marcel Dekker, New York, 443- 486.
- Lemlem A.** 2013. The effect of intercropping maize with cowpea and lablab on crop yield. Relief society of Tigray (REST). Herald Journal of Agriculture and Food Science Research **2**, 156– 170.

- Li L, Zhang FS, Li XL, Christie P, Sun JH, Yang SC, Tang C.** 2003. Interspecific facilitation of nutrient uptake by intercropped maize and faba bean. *Nutrient Cycling and Agro-ecosystems* **65**, 61- 71. <https://doi.org/10.1023/A:1021885032241>
- Lindemann WC, Glover CR.** 2003. Nitrogen fixation by legumes. Cooperative Extension Service, College of Agriculture and Home Economics. New Mexico State University, 6- 18.
- Mc Cann JC.** 2007. *Maize and Grace: Africa's Encounter with a New World Crop, 1500-2000*, Harvard University Press, Cambridge 5- 12.
- Mfilinge A, Mtei KM, Ndakidemi PA.** 2015. Economic benefit of rhizobial inoculation and fertilisation with phosphorus and potassium on selected bush bean varieties (*Phaseolus vulgaris* L.) in northern Tanzania. *African Journal of Applied Agricultural Science and Technology* **2**, 57- 71.
- Morad M, Sara S, Alireza E, Reza CM, Mohammad D.** 2013. Effects of seed inoculation by Rhizobium strains on yield and yield components in common bean cultivars (*Phaseolus vulgaris* L.). *International Journal of Biosciences* **3**, 134- 141. <https://doi.org/10.12692/ijb/3.3.134-141>
- Moriri S, Owoeye LG, Mariga IK.** 2010. Influence of component crop densities and planting patterns on maize production in dry land maize/cowpea intercropping systems. *African Journal of Agricultural Research* **5**, 1200- 1207.
- Mpairwe DR, Sabiiti EN, Ummuna NN, Tegegne A, Osuji P.** 2002. Effect of intercropping cereal crops with forage legumes and source of nutrients on cereal grain yield and fodder dry matter yields. *African Crop Science Journal* **10**, 81- 97. <https://doi.org/10.4314/acsj.v10i1.27559>
- Mutungamiri A, Mariga IK, Chivingo OA.** 2001. Effect of maize density, bean cultivar and bean spatial arrangement on intercrop performance. *African Crop Science Journal* **9**, 487- 497.
- Ndakidemi PA, Semoka J.** 2006. Soil fertility survey in western Usambara Mountains, northern Tanzania. *Pedosphere* **16**, 237- 244. [https://doi.org/10.1016/S1002-0160\(06\)60049-0](https://doi.org/10.1016/S1002-0160(06)60049-0)
- Ndung'u KW, Kwambai TK, Barkutwo J, Wanjekeche E, Mulati J, Kifuko M, Wanyonyi M, Nyambati E.** 2005. Effect of different spatial arrangements on yield of maize and different bean varieties in north rift Kenya. *African Crop Science Conference Proceedings*. pp 1216- 1222.
- Olufemi O, Pitan R, Odebiyi JA.** 2001. The effect of intercropping with maize on the level of infestation and damage by pod-sucking bugs in cowpea. *Crop Protection* **20**, 367- 372. [https://doi.org/10.1016/S0261-2194\(00\)00135-6](https://doi.org/10.1016/S0261-2194(00)00135-6)
- Parihar CM, Jat SL, Singh AK, Hooda KS, Chikkappa GK, Singh DK, Saikumar R.** 2011. *Maize Production Technologies*. Tech. Bull. No.3. Directorate of Maize Research, New Delhi. India.
- Peksen E.** 2007. Non-destructive leaf area estimation model for faba bean (*Vicia faba* L.). *Scientia Horticulturae* **113**, 322- 328. <https://doi.org/10.1016/j.scienta.2007.04.003>
- Rufino MC, Tiftonell P, van Wijk MT, Castellanos-Navarrete A, Delve RJ, de Ridder N, Giller KE.** 2007. Manure as a key resource within smallholder farming systems: analysing farm-scale nutrient cycling efficiencies with the NUANCES framework. *Livestock Science* **112**, 273- 287. <https://doi.org/10.1016/j.livsci.2007.09.011>
- Saha HM, Njunie MN, Tsanje NM.** 2000. Legume screening for soil fertility improvement in coastal lowlands of Kenya. In J.G. Mureithi *et al.* (Ed.). A compilation of selected papers presented at the Soil Management and Legume Research Network Projects conference: Kanamai 24-26 Mar. 1997. Participatory technology development for soil management by small holders in Kenya. Special publication of the Soil Management and Legume Research Network Projects. KARI, Nairobi, Kenya. pp 87- 99.

- Saleem R, Ahmed ZI, Ashraf M, Arif M, Malik MA, Munir M, Khan MA.** 2011. Response of maize-legume intercropping system to different fertility sources under rainfed conditions. *Sarhad Journal of Agriculture* **27**, 504- 511.
- Song YN, Zhang FS, Marschner P, Fan FL, Gao HM, Bao XG, Li L.** 2007. Effect of intercropping on crop yield and chemical and microbiological properties in rhizosphere of wheat (*Triticum aestivum* L.), maize (*Zea mays* L.), and faba bean (*Vicia faba* L.). *Biology and Fertility Soils* **43**, 565– 574.  
<https://doi.org/10.1007/s00374-006-0139-9>
- Tairo EV, Ndakidemi PA.** 2013. Bradyrhizobium japonicum Inoculation and phosphorus supplementation on growth and chlorophyll accumulation in soybean (*Glycine max* L.). *American Journal of Plant Sciences* **4**, 2281- 2289.  
<https://doi.org/10.4236/ajps.2013.412282>
- Thobatsi TJ.** 2009. Growth and yield response of maize (*Zea mays* L.) and Cowpea (*Vigna unguiculata* L.) in intercropping system. Masters dissertation. University of Pretoria, South Africa 23- 47.
- Vanlauwe B, Bationo A, Chianu J, Giller KE, Merckx R, Mkwunye U, Ohiokpehai O, Pypers P, Tabo R, Shepherd K, Smaling EMA, Woomer PL.** 2010. Integrated soil fertility management: operational definition and consequences for implementation and dissemination. *Outlook Agriculture* **39**, 17- 24.  
<https://doi.org/10.5367/000000010791169998>